



Bluebonnet Rescue Horse Training Challenges

**Rule Book
2025**

Table of Contents

General information.....	3
Deadlines	4-5
About fostering	5-7
Stipends & sponsors.....	7
Standard of care.....	7-8
Bits, equipment, & attire.....	8-10
Divisions.....	10-11
Eligible horses	11-12
Prospective adopters & home visits	12-13
Professional Trainer Adoption Fee Incentive.....	13-14
Classes & scoring	14-17
Social media information	17-18
Procedures At the Expo and Stall Calls	19
Prizes.....	19-21
Youth Scholarship.....	20
Appendix (score cards)	22-29
Things to Turn in Check List.....	30
Items to bring on the day.....	31
Who to Contact.....	32

The Bluebonnet Rescue Horse Training Challenges are competitions in which volunteer foster homes and professional trainers work with a Bluebonnet Equine Humane Society foster horse for four months.

Bluebonnet Rescue Horse Training Challenge Mission Statement:

- To show the public that rescued horses and other equines can be useful, trainable, and enjoyable equine partners.
- To provide training and adoption opportunities for BEHS rescued horses.
- To provide a fun, competitive venue for Professional and Amateur trainers to display their horsemanship skills.
- To provide an opportunity for youth to work with and learn about rescued equines.

General Information about the Event:

The competition is open to any BEHS member who applies to foster and is approved, as well as any professional trainer whose property is approved. If you are not currently an approved foster home or BEHS member, join the rescue, complete a Training Challenge application, and pay the Challenge entry fee to begin the process.

The selected competitors will pick up their assigned horse from the foster homes located throughout Texas, train and promote the horse (on a Facebook page that we provide) for 4 months and then compete in 3 events and meet adopters on day of event.

The Challenge this year will be held at: **Williamson County Expo Center
5350 Bill Pickett Trail, Taylor Texas 76574
October 4th, 2025**

Free Event ticket for Competitors and 2 guests. Additional tickets are available at the event for \$10.00 each.

There are RV spots there you can reserve through the expo center at **<https://www.wilcoexpo.com/p/rentals/online-rv-reservations>**

All applicants should fill out an application the first time they sign up for the Challenge and pay the entry fee. New Non-Pro applicants (in hand and under saddle) who are not current members of Bluebonnet must also pay the membership fee. The Membership fee is good for a year to date (12 months).

Most communication for information is done through e-mail. Please make sure your current email is listed on your application. If your address changes at any point throughout the Challenge, you must notify the Training Challenge Coordinator.

Deadlines

Application deadline: June 1. Bluebonnet Equine Humane Society may accept late applications on a case-by-case basis. Applications are processed in order by the date the application is complete (including fees and pictures).

Horse pick-up: Horses must be picked up within 2 weeks of being assigned via email. If horse has not been picked up within 2 weeks, the horse may be reassigned. If you cannot meet the deadline, please contact the Training Challenge Coordinator to discuss. Participants need to email the **Challenge Coordinator** when they've picked up their horse (within 48 hours). Failure to meet this deadline will result in a deduction of up to 25 points from the participant's Training Challenge scorecard. **Competitors are responsible for pickup of their Challenge equine and for transporting it to the Expo. No travel reimbursements will be made by BEHS.**

Pre-Evaluation Form Deadline: June 30th. These forms help us learn where the horse starts and what the horse knows. This form also includes you sending the Training Challenge coordinator the following pictures as: Full left side of horse, Full right side of horse, Full front of horse, Back end of horse, Hooves (it is ok with dirt and cracks on them) and any scars. Late submissions will result in a deduction of 10 points and failure to submit a form will result in a 25 point deduction.

Post Evaluation Form Deadline: Sept 5th. These forms are important because they help our adoption coordinator make adoption decisions based on the adopter's needs and skill level and your Training Challenge horse's abilities and personality. This form also includes you sending the Training Challenge coordinator the following pictures as: Full left side of horse, Full right side of horse, Full front of horse, Back end of horse, Hooves (it is ok with dirt and cracks on them) and any scars. Late submissions will result in a deduction of 30 points. Failure to submit form will result in a deduction 50 points.

Trainer adoption application deadline: If you plan to adopt your Training Challenge horse, you must notify the Training Challenge Coordinator via email on August 22nd by 9pm. Contract and adoption fee must be paid by Aug. 29th. **We still strictly adhere to this rule and to these dates.** If you choose to adopt, then you will withdraw from the competition and not able to show.

DEADLINES by Date:

January 15-June 1: Applications accepted.

May 7-June 7th: Horse assignments made, and horse pick-ups scheduled.

Within 48hrs of pick up: Notify Challenge coordinator.

June 20: Facebook Pages will be created

June 30: Pre- evaluation sheets due.

June 30: Submit Trainer Bio and Horse Bio for Facebook for promotional purpose.

July 1st: Start posting you basic skills and send link to Training Challenge Coordinator.

July 5th: Last Day to turn it Pre-Evaluation Sheet for partial points.

July 18th: Last Day to turn in Scholarship Applications.

August 22nd: Trainers wanting to adopt their foster, they must notify Training Challenge Coordinator by 9pm

August 15th: Professionals only- notify Challenge Coordinator if you are not able to foster your challenge horse if he/she is not adopted at the event for up to 3 months after Challenge.

August 29th: All Coggins, vaccine dates, and date of last dental submitted to Training Challenge Coordinator.

August 29th: Training adoptions (for those adopting) must be complete. Contract and adoption fee.

August 31st: Last day to post you basic skills and send link to Training Challenge Coordinator.

September 5th: Nominations for Rookie of the Year Award due.

September 5th: Post Training evaluation summary due.

September 9th: Adopters Waitlist open to Public

September 12th: Last Day to turn it Post-Evaluation Sheet for partial points.

September 12th: Liability Wavers are due for ALL.

September 15: Submit request for a possible Division change. These are only allowed for medical reasons.

September 15th: Submit request for a specific bit (not listed on the can use list).

September 19: Music selection due

September 26: Promoting your Pony Award information due.

October 4: Training Challenge

December 15: All reimbursements forms due or reimbursement may be denied.

About Fostering Your Training Challenge Horse:

Foster homes pay for hay, grain, shavings, and part of farrier care during the Challenge and the foster period after the Challenge (if not adopted). Since BEHS is a 501(c)(3) organization, fostering expenses may be tax-deductible. To help with these expenses, foster homes will receive a fostering stipend of \$160 per month/ per horse and \$80/month per pony to help with feed, hay, and other expenses. **This stipend will be paid quarterly.** You do not need to file an expense report to receive your stipend.

If you choose to board your challenge horse, you are responsible for any and all boarding expenses. Stipends checks will be mailed to you, not your boarding facility. It is also your responsibility that the horse belongs to Bluebonnet Equine Humane Society and they must follow the same medical pre approval rules as you do.

All communication regarding challenge horses must come from participant, parent (if under 18) and veterinarian (for medical reasons).

BEHS reimburses for hoof trimming, and 100% of paste de-wormers, and **pre-approved** veterinary care. If your horse needs shoes (due to medical issues), you must contact Denise to get pre-approval in order to be reimbursed. If you do not receive pre-approval, you may not be reimbursed, or the amount may be deducted from your fostering stipend.

You can use any vet you like to treat your horse, but you must get pre-approval for all veterinary work. When you take your horse to the vet, **please put Bluebonnet Equine Humane Society as the horse owner (not your personal account). Make sure to put the BEHS horse ID # and official BEHS name. If horse is not put in Bluebonnet's name and we are unable to obtain records, we have the right to deduct the vet cost from your reimbursements or fostering stipend.**

For non-emergency work, you may get approval by emailing Foster Home Coordinator Denise Crosthwait at Denisec@westandtalbert.com.

For emergency veterinary care, contact Denise at [979 777 0768](tel:9797770768) or Jennifer at [832 425 8129](tel:8324258129). If you do not receive pre-approval, you may not be reimbursed, or the amount may be deducted from your fostering stipend. If your challenge horse is being seen at a vet for anything other than routine (vaccines, Dental, and Coggins), the vet must either talk to Denise or send notes and x-rays to her email to receive your reimbursement.

Do not send email for emergency care.

If you believe your horse has an injury or health condition needs vet care, submit a picture of video and/or picture with detailed information about the issue to the Fostering Coordinator. We have rehabbed over 1,000 horses and may have some options before seeing the vet.

If your foster horse needs a veterinarian for any non-routine care, the veterinarian must provide Bluebonnet Equine a written report or discuss the horse's condition and treatment options with the Foster Coordinator. The veterinarian must provide access to any x-rays or diagnostic testing for our records. If we do not receive any of the above information, we have the right to deduct the vet cost from your reimbursements or fostering stipend.

All foster homes (including Youth competitors) who compete must sign a contract stating that they **agree to foster the horse for three months after** the Challenge is complete (unless he/she is adopted beforehand) or forfeit their winnings. **This rule does not apply to professional trainers.**

If you are 18 or younger, the challenge coordinator will require a short Zoom meeting for new competitors and at least one parent to discuss the challenge and answer any questions you might have. You will need to list both participant and parent's email and phone number on application. All communication will be both the participant and Parent throughout the challenge.

If you are unable to compete and withdraw from the challenge, regardless of division, you will possibly foster the horse for up to 4 weeks. If you withdraw after September 1, you must

foster the horse until the challenge and bring them to the event. Failure to comply will result in the loss of all your foster stipends.

Stipends:

Stipend payments are sent to the competition at the address listed on his/her application. Payments are made based on the time the horse has been with you. For example, if you pick up the horse June 15th, your June stipend will be half.

Fostering stipends are paid quarterly. For horses in the challenge, the second quarter stipend is sent in July, covering April, May and June. The third quarter stipend is paid at the end of October covering July, August, and September. For horses adopted at the expose the third quarter stipend will also include the 1st part of October until the expo. If the horse goes back to the same home the first half of Oct. will be included in the final stipend payments). No exceptions will be made to this: we will not be paying monthly stipends.

Sponsors:

Participants may recruit individuals and businesses to sponsor their horse in the Challenge. Sponsors may help cover the cost of feeding the horse, gift equipment, gift services, etc. Sponsorships made directly to the trainer or foster home are not tax-deductible, but trainers/foster homes may promote sponsors on their Challenge Facebook page, in signage on their stall, etc. If the trainer or foster home provides the name of the sponsor to the rescue (jenn@bluebonnethorseexpo.com), the sponsor's name will also be listed on the horse's Bluebonnet webpage.

Standard of Care:

Every BEHS equine shall, at all times, be treated humanely and with dignity, respect and compassion.

Training techniques used on BEHS foster equines will be humane, least amount of force techniques, always keeping in mind the mental and physical well-being of the equine. Any evidence of failure to do so will result in an investigation and possible disqualification from the Challenge. If trainers demonstrate any excessively forceful training practices during the Challenge, warm-ups for the event, or any other time, the trainer can be docked points or removed (disqualified) from the competition at the discretion of the Training Challenge Coordinator.

Use of any stimulant, depressant, tranquilizer, or sedative which could affect the performance of a horse (stimulants and depressants are defined as substances that stimulate or depress the cardiovascular, respiratory, or central nervous system) is strictly prohibited. Use of any performance-affecting drug on a BEHS equine at the Challenge will result in disqualification from the Challenge.

At no time should there ever be any evidence that a whip was used on the horse. If there is swelling, welts, raw skin, or blood, it is an indication that the whip has been abused by the trainer. If it is determined that a whip has been misused by a trainer, he or she will be disqualified from the Training Challenge and, if he or she has applied to adopt his or her Training Challenge horse, the application and adoption may be discarded and denied at the discretion of any of the following: the Training Challenge Coordinator, Adoption Coordinator, or Fostering Coordinator. Striking a horse during training, warm-up, or during any phase of competition is an automatic disqualification and the trainer will be removed from the training event and any trainer adoption application approval will be rescinded immediately.

Bits and Equipment:

Violation of these rules will result in dismissal from the class and a score of 0 for that class and potential dismissal from the Training Challenge. The Judges may ask you to drop bit and check before or after judging if they are questioning tack.

General: SAFE tack is required for the discipline you are riding in.

- Draw reins & martingales may be used at home but do not publish pictures or videos using them & do not use them at the Expo. Natural horsemanship stick and strings or other types of lunge whips, lunge lines, riding crops and drive lines are allowed for the Freestyle class, as long as they are used correctly and humanely.
- Spurs are permitted provided they are used correctly and humanely. At no time should there ever be any evidence that a spur was used on the horse. If there is swelling, welts, raw skin or blood, it is an indication that the spur has been abused by the rider. If it is determined that spurs have been misused by a trainer, he or she will be disqualified from the Training Challenge.
- Trainers will all be required to ride with soft hands; no jerking on the horse's mouth will be permitted. The bit is a tool and should never be used as a weapon.
- Boots, wraps, and other leg protection are permissible if it does not hinder judging (example: no boots in halter or showmanship please!)
- No mixing of tack. For example: Dressage saddle with a Western Headstall
- Failure to get prior approval from the Training Challenge Coordinator for a bit used that is not listed below will result in your disqualification for the Training Challenge. Using an ill-fitting, modified, or improperly worn bit may result in disqualification. All bits (not listed below) need to be Pre-Approved by Sept. 6th. Submit request via email to the Training Challenge Coordinator.

Professional Division may use the following:

- Snaffle bit (D-Ring, O-Ring, Egg-Butt)
- Bitless Bridle, Hackamore, Sidepull, Bosal, Rope Halter
- At Liberty or Bridleless
- Curb bit may also be allowed if the Professional trainer feels their horse is ready, but caution is encouraged, and extra points will **NOT** be awarded for showing in a curb bit. If a horse is shown in a curb bit in western tack, only one hand may be used on the reins, and the hand must not be changed. In trail, it is permissible to change hands to work an obstacle. English/Dressage horses shown in a double bridle should be ridden with two hands. Violation of this rule is an automatic disqualification.
- Equines shown with a hackamore or snaffle bit may be ridden with one or two hands on the reins.

NON-Professional Division may use the following:

- Snaffle bit (D-Ring, O-Ring, Egg-Butt)
- Bitless Bridle, Hackamore, Sidepull, Bosal, Rope Halter
- Equines shown with a hackamore or snaffle bit may be ridden with one or two hands on the reins.
- No Shank bits

Prohibited Equipment: (no matter the division)

- Jerk lines
- tie-downs,
- tack collars
- draw reins
- standing or running martingales
- a curb bit without an appropriate curb strap
- curb strap with tacks/rivets
- solid metal curb straps no matter how padded.
- wire cavesson
- bumper bits
- metal bosals no matter how padded
- metal hackamore
- chambons
- headstalls made of metal (even if encased in a protective material) or twisted rawhide.

Any similar equipment or inhumane equipment may be added to the prohibited list by the Training Challenge Coordinator at any time.

Please contact Training Coordinator if you have any questions regarding equipment requirements. No Bridle changes will be approved on the day of the event.

Attire

Helmets will be required for any youth (under age 18) that are competing, including the In Hand division. Youth appearing in the arena without a helmet will be dismissed from the arena and asked to return with a helmet. Adult competitors are encouraged to wear a helmet by awarding +2 points per event in which they wear a riding helmet.

All riders/handlers will wear a boot with a heel while showing their horses either under saddle or in hand in all classes. Failure to do so will result in dismissal from the ring and a 0 in that class.

Costume Contest- Freestyle- You are welcome, but not required, to wear a costume and your horse wear a costume. Please make sure that the costume does not hinder the horse's movement. Once you complete the Freestyle you will go straight to the Obstacle course. You will not have time to change before heading to next event.

Divisions (Definitions and Rules):

Trainers that wish to train more than one horse may request special consideration via email to the Training Challenge Coordinator. The trainer must be able to provide reasonable evidence of time available to commit to training two horses and must have competed in our training Challenge at least once. A trainer who takes two horses for the purpose of competing with both horses in a Training Challenge may not withdraw from the competition with one horse while remaining in the competition with the other horse. If, however, a veterinarian deems one of a trainer's Training Challenge horses to be lame or otherwise unfit to compete, the trainer may continue with the remaining horse. Both horses will compete in a single trainer category. For example, a professional trainer may not enter one horse in the professional division and the other in the in-hand competition or non pro under saddle division. Each horse may only compete in one division and have only one handler/rider.

Only competitors are allowed to ride or handle the horse. An exception can be granted if approved and a liability waiver is signed.

Trainer's age for Placement in Divisions is January 1st of the current year.

Professional Division: (18 and up) Professional is defined as any person who receives money in exchange for horse training services, riding lessons, or clinics within 12 months of the day of applying to the competition. You may apply for the professional division if you are deemed qualified and have the proper facilities at which you can train a horse to the required level. Challenge participants can not be a clinician at the Expo.

Horses eligible for the Professional Division will be those who have had no previous under-saddle training or those who have behavioral problems. They may have already had groundwork or other in-hand training.

Non-Pro Under Saddle: Non-professional adults and pre-approved youths (14 and over) that are willing to take on a BEHS equine as a foster horse for the length of the Challenge plus 3 additional months afterward (if the equine is not adopted) are eligible to compete in this

division. Horses eligible for the Non-Pro Under Saddle Division are those who have had previous training and work under saddle. Riders under the age of 14 may be allowed to compete if they have competed in the In Hand division in the past and placed in the top 3, have parental approval, have approval of the Training Challenge Coordinator, and a suitable horse.

In-Hand: Adults and pre-approved youth (13 and over) exhibitors that are willing to take on a BEHS equine as a foster horse for the length of the Challenge plus 3 additional months afterward (if the equine is not adopted) are eligible to compete in this division. Horses eligible for the Foster In-Hand Division are those who are too young (under 3 years old) for under-saddle work or have any other issue (such as age or lameness issues) which would make riding inappropriate for that horse.

Youth In-Hand 12 and Under: Youths who are 12 or under and are supervised by a professional trainer or parent with extensive horse experience who are willing to take on a BEHS equine as a foster horse for the length of the Challenge plus 3 additional months afterward (if the equine is not adopted) are eligible to compete in this division. All participants in this division will need a parent/trainer to attend the event and always accompany them in the warmup arena, Freestyle arena and obstacle course. Horses eligible for the Foster In-Hand Division are those who are too young (under 3 years old) for under-saddle work or have any other issue (such as age or lameness issues) which would make riding inappropriate for that horse. Competitors in this division be accepted on a case-by-case basis. If there is less than 5 entries, this division may be combined with the in hand division.

Eligible horses:

The Bluebonnet Fostering Coordinator and the Challenge Committee will select a pool of eligible horses. BEHS will assign the horse to the applicant. Eligible Horses for the Training Challenge: Some horses are donated by their owners. Other horses come from neglect cases, are abandoned, or transferred from other organizations. Some horses will be coming from our fostering program and others will be new to Bluebonnet. Bluebonnet will provide all the information that we have about your challenge horse, although it may be limited information. If you are assigned a Challenge horse and choose not to accept that horse, then you will be moved to the bottom of the list and may lose the opportunity to compete.

Most of these horses have not been worked on a regular basis and may need conditioning to build their strength and fitness.

BEHS foster homes may compete with a foster already in their possession as long as no professional trainers have handled the horse in the six months preceding the Challenge Competition (Exceptions will be made if the Foster Home Coordinator sends the horse to a trainer in the preceding six months to assess what the horse knows or to correct dangerous behavioral problems). If you wish to compete with a foster horse already in your possession, note that on your application. We will take that into consideration, but the horse be assigned to another trainer.

If you have competed with a horse in the past, you are not eligible to compete with that horse again. If you donate a horse or return an adopted horse, you are not eligible to compete with that horse.

Adopted horses, horses belonging to another organization, and privately owned horses are not eligible to compete.

Participants in the Non-Pro Divisions may attend a maximum of ten training sessions, riding lessons or clinics with a professional trainer during the competition. This can be posted on Facebook for points. **Any lessons or clinics will be at the expense of the trainer.** The Rescue Horse Training Challenge participant should handle or ride the horse for the majority of the time spent in those training sessions, lessons or clinics.

Participants will be responsible for picking up their Challenge horses after receiving their assignments. Bluebonnet tries to select a horse close to the trainer's home with the preferences listed on the application. Participants are responsible for bring the foster horse to this event. BEHS does not provide transportation. BEHS will not reimburse the trainer to pick up your challenge horse.

Competitors will NOT be allowed to switch divisions without permission from the Training Challenge Coordinator. If a competitor is having issues with their Challenge horse, they are encouraged to notify the Challenge Coordinator as soon as possible so that another horse can be assigned to them, or other arrangements can be made. The decision to allow a change of divisions is at the discretion of the Training Challenge Coordinator. **No division changes will be made after Sept. 15th.**

Miniature horses can be trained In hand and trained to drive but not be ridden. Horses in the In hand division under the age of 3 are not to be started under saddle.

If the Trainer decides to withdraw from the challenge for any circumstance, they are responsible for transporting the horse to the training challenge or to another foster/trainer of BEHS choice. If you are unable to transport, you will lose all stipends.

Prospective Adopters

If the trainer declines to adopt his/her Training Challenge horse, the Adoption Coordinator will make the horse available for adoption at the event. If you know of someone who is interested in adopting your Challenge horse, encourage them to apply to adopt as early as possible. Adoption questions should be directed to adoptioncounselor@bluebonnetequine.org. Adoption arrangements are made with only the best interests of the equine in mind. There is no guaranteed or implied "place in line." The Adoption Coordinator may refuse any adoption for any reason. Horse's may be ridden both the trainer shows based on the schedule.

Prospective adopters may contact you via Facebook Messenger during your time with your Training Challenge horse. Please do your best to answer their questions in a timely manner. Prospective adopters will **NOT** be able to visit the horse before the

event. At the event, approved adopters must present their **APPROVED ADOPTER CARD** before being allowed to interact with your horse in any way. Please make every effort to allow approved adopters to interact with your horse and ride your horse (if applicable) during the day. If you have any safety concerns about a person wanting to interact with your horse, or any other horses, please see the Adoption Coordinator, Fostering coordinator, or Training Challenge Coordinator immediately and set a time with them to discuss. Ultimately while your input is valued the final decision is made by the adoption team in the horse's best interest.

At the event, if you are not at your stall or unable to be reached by phone, an approved Bluebonnet Volunteer may show your foster to a potential adopter.

During the visit (at the Event only), only approved adopters and competitors should ride and/or handle the horse. If horse will be going to a trainer, then the adopter does not ride. If the horse is not sound or trained to ride, the horse should not be ridden. The adopter or approved trainers are only allowed to ride the horse at the event.

We strongly encourage all adopters to wear suitable footwear and a helmet (not a bike helmet) when riding any Bluebonnet horse. All rides need to be completed in the designated round pen ONLY.

If the potential adopter wants to adopt and the adoption team approves, the adoption will occur on the date of the event. The horse will be released when the adoption contract is signed, fees are paid, and the horse has completed its portion on the show. The adopter will be responsible for transporting the horse home after he/she finishes competing.

No adopters are allowed to test ride/visit at your location or any event you choose to attend.

Professional Trainer Adoption Fee Incentive

Each Professional trainer who competes in the Professional Division of the Challenge competition and whose horse is adopted will receive 20% of the paid adoption fee (half price of listed fee). The standard professional division adoption fee is \$4,000, meaning \$2,000 is paid to the rescue and the trainer gets \$400 (20% of \$2,000). Some horses in the professional division may have lower fees due to age, health conditions, etc., and those trainers will receive a bonus of 20% of whatever adoption fee is paid to the rescue.

In order to receive this bonus:

- The trainer must compete in the Professional Division (under saddle).
- The trainer must follow/comply with all the Training Challenge rules per the 2025 Bluebonnet Rescue Challenge Rulebook.
- The trainer must post on their Training Challenge horse's official Facebook page in accordance with Facebook post guidelines in the rulebook a minimum of three times per month.

- The horse must be in at least a body condition score of 4.5 per the Henneke Body Condition Scoring chart at the time of the competition, as determined by the Program Coordinator, Fostering Coordinator, and/or Executive Director.
- At the time of the competition, the horse must be current on Coggins, vaccinations, dental work, and farrier care in accordance with the rulebook.
- The Adoption Fee Percentage will be awarded if the horse:
 - Is adopted before the competition and the trainer does not compete and the horse does not attend the Expo/Challenge competition.
 - Competes and is adopted at the event.
 - Competes but is not adopted at the event AND the trainer takes the horse home after the event to foster and the horse is adopted by Oct. 31st.
- The horse must stay with the adopter at least 60 days, and the bonus will be mailed to the trainer at the end of those 60 days.

Classes (Definitions and Rules):

***Scorecards are posted in the appendix of this document. Trail maps will be published at least 2 weeks before the competition. Allowing trainers to practice on the obstacles the day before a competition is a decision that will be made by the Training Challenge Coordinator.**

Body Conditioning Class: Animals will be judged for weight based on the Henneke body score system (see attached in appendix), coat condition, grooming, hoof condition and overall appearance. Equines are NOT in any way to be judged based on conformation or presence of previously incurred scars or injuries. Body conditioning may be judged while the horses are in stalls or during the challenge events.

Obstacle Course Class: The goal of this class is to show case the ability of the BEHS horse to the public. Horse and handler/rider teams will be given 4 minutes to complete a course that will include a minimum of 7 and a maximum of 9 obstacles. The obstacles will be selected from the following: tarp, weave through, serpentine, side pass, hanging obstacles, arch, jump (no more than 18"), bridge, back-through, turn in a box, water or simulation obstacle, ramp, log drag, trot-/lope-over, mailbox, gate, barrel push, pool noodles, etc. Teams will be given three attempts on each obstacle. If the horse and rider or handler do not successfully compete the obstacle within three tries, they will receive a score of zero for that obstacle. Some points may be awarded for any horse under saddle who dismounts and walks their horse through any obstacle. Teams will be judged on completion of obstacles, completion of course in correct order, transitions, willingness, and calmness of the horse. Trainers will receive point deductions if they do not navigate the obstacles in the correct order and/or enter and exit the obstacles in the correct places. The obstacle course may vary for each division.

Freestyle Class: The freestyle presentation is an opportunity for the trainer/foster home to showcase the horse's abilities, training level and aptitude. The judges are also looking to see that the handler demonstrates "softness" with the equine as well as

positive training and positive reinforcements are used instead of harsh corrections. Only the competitor can ride during the Freestyle.

If you need assistance on the ground during the Freestyle class, contact the Training Challenge Coordinator for approval. If approval is granted, the Training Challenge Coordinator must receive a signed liability waiver for each assistant **by SEPT 12th**.

Skills the judges are looking for during the freestyle presentation:

For horses under saddle, ability to walk, trot, extend the trot, canter both directions in the correct lead, simple or flying lead change, side pass both directions, stop, minimum of 180 degree turn both directions on haunches or forehand, transition smoothly up and down, and back with a rider.

For horses in hand, ability to walk, trot, extend the trot, side pass both directions, turn 180 degrees each way on haunches or forehand, stop and back in hand without being pulled/tugged or encouraged using a whip/stick. In-hand horses may be shown with a saddle, but trainers may not stand in a stirrup, mount the horse in any fashion, or have the horse bear any of the trainer's weight in any fashion; to do so will result in an automatic disqualification in the Freestyle class and no points will be awarded.

The judges will award more points for horses who perform the basic maneuvers provided on the scorecards correctly while listening to their trainer/handler. There will be some points awarded for "extra" maneuvers if the basic skill has been mastered.

Safety is very important in the competition; judges will penalize riders/handlers for laying or crawling under their horse or standing on the horse. The only people aside from competitor, judges, and arena coordinator must have a training challenge armband from the Training Challenge Coordinator. These will be available the day before the event ONLY.

- **Time:**
- Professionals and Non-Pro under Saddle Divisions- Each team will have 4 minutes to perform their freestyle routine.
- In Hand Divisions- Each team will have 3 minutes to perform their freestyle routine
- All competitors will have 3 minutes to set up any props and 3 minutes to tear down their props. During the 3 minutes of set up the announcer will talk about trainer and horse, and the competitor before you will be removing their items as well.
- Judging will start when your music begins.
- Judging will stop when your music ends.

- **Music-** You may choose your music that will be used during the freestyle. The music needs to be family friendly and no longer than 4 minutes. If a trainer chooses to use music, he/she must email the training Challenge Coordinator with an mp3 or a link from YouTube. If you choose to combine two songs or extend a song to make the 4 minutes, it must be submitted in that format. All music selections must be sent to the Training Challenge Coordinator by Sept 13th. After that time, the Training Challenge Coordinator will choose a music selection for the trainer. No trainer will be permitted to supply their own music the day of the event **WITHOUT EXCEPTION.**
- **Costumes-** Costumes are strongly encouraged, but not required, during the freestyle. The horse and rider can be in a costume. Remember you will go straight from the Freestyle to the Obstacle course. You will not have time to go change in between.
- **Props-** You are welcome to bring props for your freestyle. You may have up to 2 friends/family to help you set up and take down only. Anything that could possibly fly will need to be weighted down (balloons). You are welcome to share props with other trainers if you would like.
- **Prohibited Props**
 - **Fire/Fireworks/Flares**
 - **Smoke machines or anything that produces smoke or fog**
 - **Guns**
 - **Bows and Arrows**
 - **Other animals besides your Foster**
 - **Trucks/ trailers/ other Vehicles**

Basic Skills Test: This will be submitted by video. Each horse/trainer combination will be asked to show off a predetermined set of basic skills such as: picking up all four feet, standing for fly spray, standing for saddle to be placed on them, putting on a halter, loading in & out of a trailer, lunge a circle around you at a walk or trot, trot beside you, Stand calmly why tied, stands for grooming, and take bit easily, etc.

Each horse/trainer combination will be given a list of skills to perform in a video. They can video at a location of their choosing for this test. This is a great opportunity to show the potential adopters what the horse would be like at their home. The test is provided below. The video will be posted on the foster's Facebook page from July 1st to August 31st. You will also send the link to the TC coordinator. Once you have submitted the video, that will be the one scored. The judge will start judging videos after she has received them all. The scores will be provided to the trainer at the event.

If posted after the deadline, the trainer will receive a zero for this Test. If the trainer and horse changes division after August 31st, they may not redo the video.

- Videos must be a continuous shot and unedited. Videos should not be paused or spliced together. Videos may not be muted.
- Late entries will not be accepted.
- Video must be clear, not blurry.
- Begin recording video 5 seconds before the start and continue recording 10 seconds after the end of the test to avoid cutting the video short.
- Before you begin, announce the date, Competitor name, horse name and division.
- Clothing and equipment will not be judged. However, both must be clean, safe and show ready.
- The video must be taken from the best position to be able to record the horse/trainer completing the task fully.
- The video should not last more than 12 min. (Shorter is better).
- A person can call out the task to do next (example: pick up each foot and hold for 5 seconds), but no coaching is allowed.
- Make sure to get a clear shot of hooves for body condition score. If the judge cannot clearly see them. Trainers will be docked points.
- Email training Challenge video or YouTube link. No Tik Tok link

TOTAL SCORES will be a combination of scores in the compulsory classes of Body Conditioning, Trail, Basic skills, Freestyle, Facebook score, helmet score, points received for turning in evaluations, submission of your Training Summary Report, and notifying the Training Challenge Coordinator when you pick up your Training Challenge horse.

Basic skills/Body Conditioning 110 pts

Freestyle 105 pts- 125pts based on Division

Trail 105 pts

Facebook Posts 100 pts

Pick Up Notification (up to 25 if TC Coordinator not notified within 48hrs of pick up)

Pre-Evaluation (-25 if not submitted/- 10 if late)

Post Training Summary Form (-50 if not submitted/ -30 if late)

Social Media Information:

Since one of the goals of the Training Challenge is to help horses get adopted and, in an effort, to help find horses homes, we have added a horse promotion portion to the Training Challenge. Additional points will be added to each score for promoting the horse on Facebook. **The Training Challenge Coordinator or Training Challenge volunteer will create your page for you.** Post only information that you KNOW is true about your horse. If you THINK your horse has a medical condition, contact Denise to get approval for veterinary care; avoid posting what you THINK COULD be wrong with the horse. Once a medical issue is confirmed by a veterinarian, you are free to post that information on the Facebook page. If you post erroneous information or hyperbole, your page may be edited by the Training Challenge Coordinator. If you persist in posting erroneous information, your page will be removed, and you may be removed from the Training Challenge. Deleting any information posted by the Training Challenge Coordinator, the Executive Director, the Adoption Coordinator, the Fostering Coordinator, or any volunteer designated by the Training Challenge Coordinator is prohibited and will result in your dismissal from the Training Challenge. Posting fundraisers or promoting another rescue or non-profit organization is prohibited and will result in your dismissal from the Training Challenge.

5 points – Posting a profile picture that includes the horse and trainer on the Facebook page. (You must see the trainer's face to receive full points). Must send to TC Coordinator.

5 points- Posting a Full body, cute horse picture on the Cover of the Facebook Page. Must send to TC Coordinator.

5 points- Posting a Trainer Bio and why you have chosen to do the Challenge (we use this at event as well as promotions)

5 points- Horse Bio; What you know about the horse and goals you have for the horse. (at the beginning)

10 points- Sharing other trainers post or Bluebonnet Event Posts on your page. Must share at least 5 different trainer's pages from June to September. You can share these posts on your horse page, your business page or other public pages, not on your personal Facebook page. If you share it on a business page or other public page, please send a screenshot to training challenge coordinator to receive credit.

10 points- Post Ideal Home: What this horse likes, knows, and would like to do in the future. (Posted in September)

5 points – 1-2 original updates and/or original photos or videos of the horse **per month** (memes, shares of other people's posts, etc. do not count)

20 points – 3-5 original updates and/or original photos or videos of the horse **per month** (memes, shares of other people's posts, etc. do not count)

50 points – 6+ original updates and/or original photos or videos of the horse **per month** (memes, shares of other people's posts, etc. do not count)

10 points- Additional points if all months have 6 or more posts.

- For a post to count, it must show the horse working on a training task. No pasture pics please.

At the Expo

Check In/Check Out at the Event

Check-in: Friday 4pm-8pm. If you need to arrive after 8pm, are delayed, etc., please contact Denise at 979 777 0768 to make alternative arrangements. There is **no check in** before 4pm so we can have everything when you arrive. Please bring all horse records with you in a folder at check in.

1st- Leave horse in trailer and check in with Denise with records for stall number.

2nd- When you unload horse, there will be a volunteer to take picture of horse for records.

3rd. After horse/trailer unloaded, check in with Training Challenge Coordinator to receive packet.

There is a place close to stalls where you can park and unload. Please stay there for a short period of time so the other trainers can unload as well.

Arena and Obstacle Course will be closed at 9pm.

Stalls and Equipment at the Event

Each Training Challenge horse will be provided with a stall and shavings (if you want more shavings than we provide, they are available to purchase from the facility).

You will need to bring food and water buckets, hay, grain, a halter, and lead. We will provide hoses for water and stall cleaning equipment.

We will provide one stall per aisle for tack and equipment (to be shared by contestants on that aisle). There may be additional stalls available to rent from the facility.

On Saturday by 7am- All aisleways will need to be clear of all hay, feed buckets, tack, and equipment.

Check-Out: Adopted horses may leave once they've finished competing, the adoption contract is signed, and the adoption fee has been paid. Horses who have not been adopted should not check-out before 6pm on Saturday. Horses may stay overnight Saturday and will need to check out by 10am on Sunday.

Prizes

Each Top Competitors in each Division Overall will win prize money. Prize money will be mailed to the winners at the address listed on the application. In the Under-saddle divisions, the Top 5 people will win and there must be at least 9 competitors to be awarded the full

prize money. In the In-hand Divisions, the Top 3 will win and there must be at least 5 competitors to be award full prize money.

Professional

1st- \$4, 650 2nd- \$2,500 3rd- \$1, 300 4th- \$ 800 5th- \$500

Non Pro Under Saddle

1st- \$800 2nd- \$600 3rd- \$300 4th- \$150 5th- \$100

Non Pro in Hand 13+

1st- \$300 2nd- \$200 3rd- \$150

Non Pro in hand 12 & Under

1st- \$300 2nd- \$200 3rd- \$150

Youth Scholarship Fund

We've created two youth scholarships – one for the in-hand competitor who scores the most points and one for the Non Pro Under Saddle competitor who scores the most points.

In order to win, the competitor must:

- Complete a scholarship application by July 18th
- Be a Junior or Senior in high school during the 2025-2026 school year
- Plan on attending a college or trade school or is participating in an approved apprenticeship program (While we appreciate students working towards equine-related degrees or trades, that is not a requirement for this scholarship)
- Post on their Training Challenge horse's official Facebook page in accordance with Facebook post guidelines in the rulebook a minimum of three times per month.
- They must bring the horse to the competition, compete, and take the horse back home after the competition if he/she is not adopted (in line with the Challenge rules).
- Follow all Training Challenge rules and deadlines.
- Must Volunteer at least 2 hours at the Expo in October or a friend/family member can volunteer and donate on your behalf.
- Score the most points of any other Junior or Senior who is competing in their division. They do not have to win their division or place high (although those two things would increase their scores).

Fun Prizes

Best Costume- We love costumes and look forward to everyone's freestyle. Remember you will go straight from the Freestyle to the Obstacle course. You will not have time to go change in between. You will be judged on creativity and overall appearance.

Best stall decorations- You will be able to decorate the front of your horse's stall at the event. The facility asked us not to use staples, duct tape, or any damaging material. Decorations need to be safe for horses in stalls and ones passing by. Stall decorations need to be up by Friday at 9pm. All items need to be removed by (including zip ties) Saturday evening. The items cannot stick out in the walkway. This year's theme is "Rescue Horses are Dino-Mite!".

Promoting your Pony- We love that you want to promote your training skills and your horse! If you put flyers somewhere, go to a special event, etc. please take a photo and email it to the Training Challenge Coordinator. Must be submitted by September 30th, to earn points for this award.

Rookie of the Year Award: This trainer has never competed in this training Challenge before this year. This trainer can be nominated by other trainers for going over and beyond to help others and encourage others. They answer questions on training challenge pages, help others with advice if they are able to. Nominations will need to be submitted by Sept. 5th to the Training Challenge Coordinator. The winner will be selected by the Training Challenge Committee. Trainers must be nominated by a current training challenge participant.

Tie Breakers

In the event of a tie in the Overall Division placing, the competitor with the most 1st places win the tie. If there is a further tie, additional placings will be considered. If there is still a tie, the competitor with the most overall number of Facebook posts will win the tie.

If there is a tie in an event, the competitor with the most overall number of Facebook posts will win the tie.

Disqualification

Trainers who do not post on Facebook, return emails, calls, or texts from the challenge coordinator after several attempts will be disqualified and lose all reimbursements and fostering stipends.

APPENDIX

BEHS CHALLENGE FREESTYLE JUDGES SHEET PRO DIVISION

- The exhibitor has 4 minutes to complete pattern & 3 minutes to set up & 3 minutes to take down.
- Stop judging when the music stops please.
- If the exhibitor does not complete a maneuver, they will receive a score of zero for that maneuver.

CONTESTANT Name: _____

Horse Name _____ Horse Age _____ Horse Difficulty Level: _____

Maneuver	Score
1. Walk (10pts)	
2. Trot, must show at slow & extended trots (10 pts)	
3. Canter right lead, must pick up & stay in the correct lead for at least 6 strides) (10 pts)	
4. Canter left lead, must pick up & stay in the correct lead for at least 6 strides) (10 pts)	
5. Stop, the stop must be fast, smooth, & quiet (10 pts)	
6. Back, the horse must back quietly & willingly for at least 6 steps (10 pts)	
7. Turn a minimum of 180 degrees to the right & the left turns may be on the haunches or the forehand, the horse must turn quietly & willingly. (10 pts)	
8. Side pass or move laterally left & right at any gait. (10 pts)	
9. Smooth transitions (10 pts)	
10. Lead change simple or flying at least 1 change, extra credit may be given for more changes. All changes must be smooth & quiet to earn full credit (10 pts)	
Overall flow, willingness, & calmness of the pattern given at judge's discretion (10 pts)	
Extra credit may be given at judge's discretion for going above and beyond: this could include riding bareback, bridle-less, or anything that would show off the horse's talents and usability. (10 pts)	
Extra credit: Helmet 5 pts	
Total (125 pts)	

Comments:

**BEHS CHALLENGE
FREESTYLE JUDGES SHEET
NON-PRO UNDER SADDLE DIVISION**

- The exhibitor has 4 minutes to complete pattern & 3 minutes to set up & 3 minutes to take down.
- Stop judging when the music stops, please.
- If the exhibitor does not complete a maneuver, they will receive a score of zero for that maneuver.

CONTESTANT Name: _____

Horse Name _____ Horse Age _____ Horse Difficulty Level: _____

Maneuver	Score
1. Walk (10 pts)	
2. Trot, must show at slow & extended trots (10 pts)	
3. Canter right lead, must pick up & stay in the correct lead for at least 6 strides) (10 pts)	
4. Canter left lead, must pick up & stay in the correct lead for at least 6 strides) (10 pts)	
5. Stop, the stop must be fast, smooth, & quiet (10 pts)	
6. Back, the horse must back quietly & willingly for at least 6 steps (10 pts)	
7. Turn a minimum of 180 degrees to the right & the left turns may be on the haunches or the forehand, the horse must turn quietly & willingly. (10 pts)	
8. Smooth transitions (10 pts)	
Overall flow, willingness, & calmness of the pattern given at judge's discretion (10 pts)	
Extra credit may be given at judge's discretion for going above and beyond: this could include riding bareback, bridle-less, or anything that would show off the horse's talents and usability. (10 pts)	
Extra credit: Helmet 5 pts	
Total (105pts)	

Comments:

**BEHS CHALLENGE
FREESTYLE JUDGES SHEET
NON-PRO IN-HAND DIVISION**

- The exhibitor has 3 minutes to complete pattern & 3 minutes to set up & 3 minutes to take down.
- Stop judging when the music stops please.
- If the exhibitor does not complete a maneuver, they will receive a score of zero for that maneuver.

CONTESTANT Name: _____

Horse Name _____ Horse Age _____ Horse Difficulty Level: _____

Maneuver	Score
1. Walk (10 pts)	
2. Trot, must show at slow trots (10 pts)	
3. Stop, the stop must be fast, smooth, & quiet (10 pts)	
4. Back, the horse must back quietly & willingly for at least 6 steps (10 pts)	
5. Smooth transitions (10 pts)	
6. Horse manners/safety- does not push into handler, lag behind or pull ahead . Horse is safe to handle. (20 pts)	
7. Turn a minimum of 180 degrees to the right & the left turns may be on the haunches or the forehand, the horse must turn quietly & willingly. (10 pts)	
Overall flow, willingness, & calmness of the pattern given at judge's discretion (10 pts)	
Extra credit: Helmet 5 pts	
(10 pts) Extra credit may be given at judge's discretion for going above and beyond: this can include Liberty, dragging an item, special trick, or anything that would show off the horse's talents.	
Total (105 pts)	

Comments:

BEHS CHALLENGE TRAIL JUDGES SHEET

Please blow the whistle if the participant exceeds the time or attempt limit.

- Exhibitor may dismount to attempt obstacle & still receive partial points
- If the exhibitor does not attempt a maneuver, they will receive a score of zero for that maneuver.

CONTESTANT Name: _____

Horse Name _____ Horse Age _____

DIVISION:

- PRO
- NON PRO UNDER SADDLE
- NON-PRO IN-HAND

Obstacle	Score
1. 10pts	
2. 10pts	
3. 10pts	
4. 10pt	
5. 10pts	
6. 10pts	
7. 10 pts	
8. 10pts	
(20 pts) Overall flow, willingness, & calmness of the pattern given at judge's discretion	
(5 pts) Extra credit: Helmet	
Final score (105pts)	

Comments:

**BEHS CHALLENGE
BASIC SKILLS JUDGES SHEET
Pro and Non-Pro DIVISION**

CONTESTANT Name: _____

Horse Name _____ Horse Age _____

<u>Maneuver</u>	<u>Score</u>
1. Walk to stall or pasture and catch horse (horse drops head into halter) (10pts)	
2. Stand tied for 10 seconds while you are away (trailer or stall) Have to tie for this one. (10pts)	
3. Horse stands while grooming one side of horse, lift one front and one back hoof and hold each for 5 seconds. (Use a cue for horse to lift foot) (10pts)	
4. Stands quietly for Fly spray (ground tie or without halter) (10pts)	
5a. Have horse stand while tacking up (ground tie) (5pts)	
6. Horse will take a bit easily (horse drops head into bit) (10pts)	
7. Have horse stand while mounting up and stand for 10 seconds, and then dismount. (With distraction nearby) (10pts)	
5b. Have horse stand while untacking (ground tie) (5pts)	
8. Load in trailer, stand for 10 seconds, back out of trailer (send in trailer) (10pts)	
(10 pts) Maneuver completed in the order listed above.	
(10 pts) Body score (including hoof trim) Zoom in on hooves.	
(10pts) For announcing name, horse's name and Division at beginning of video.	
Total (110pts)	

0 pt-Did not attempt.

1pt -Horse refuses.

3pts-Able to complete part of skill. Trainer must restart or ask more than once.

5pts-Able to complete task but needed reassurance or assistance.

8pts-Able to complete task as directed.

10pts-Task was taken an additional step to go over and beyond. **Examples in Blue.**

**BEHS CHALLENGE
BASIC SKILLS JUDGES SHEET
In Hand DIVISION**

CONTESTANT ID/#: _____

Horse Name _____ Horse Age _____

<u>Maneuver</u>	<u>Score</u>
1. Walk to stall or pasture and catch horse (horse drops head into halter) (10pts)	
2. Lead horse through a gate and close behind (ground tie while you close the gate) (10pts)	
3. Stand tied for 10 seconds will you are away (trailer or stall) Have to tie for this one. (10pts)	
4. Horse stands while grooming one side of horse (do one braid in mane) (10pts)	
5. Pick up all 4 feet and hold for 5 seconds each while horse stands still. (Touch hoof to raise or give a cue for horse to pick up) (10pts)	
6. Stands quietly for Fly spray (ground tie or without halter) (10pts)	
7. Horse accepts having a blanket or saddle pad placed on back and stand for 10 seconds. (Ground tie or without halter) (10pts)	
8. Load in trailer, stand for 10 seconds, back out of trailer (send in trailer) (10pts)	
(10 pts) Maneuver completed in the order listed above.	
(10 pts) Body score (including hoof trim) Zoom in on hooves.	
(10pts) For announcing name, horse's name and Division at beginning of video.	
Total (110 pts)	

0 pt-Did not attempt.

1pt -Horse refuses.

3pts-Able to complete part of skill. Trainer must restart or ask more than once.

5pts-Able to complete task but needed reassurance or assistance.

8pts-Able to complete task as directed.

10pts-Task was taken an additional step to go over and beyond. **Examples in Blue.**

Use the following charts for body score:









Table 1. Descriptions of Anatomical Differences Between Body Condition Scores

Condition	Neck	Withers	Back & Loin	Ribs	Hind Quarters
0 Very thin	bone structure easily felt- no muscle shelf where neck meets shoulder	bone structure easily felt	3 points of vertebrae easily felt (see Figure 2)	each rib can be easily felt	tailhead and hip bones projecting
1 Thin	can feel bone structure- slight shelf where neck meets shoulder	can feel bone structure	spinous process can be easily felt transverse processes have slight fat covering	slight fat covering, but can still be felt	can feel hip bones
2 Fair	fat covering over bone structure	fat deposits over withers - dependent on conformation	fat over spinous processes	can't see ribs, but ribs can still be felt	hip bones covered with fat
3 Good	neck flows smoothly into shoulder	neck rounds out withers	back is level	layer of fat over ribs	can't feel hip bones
4 Fat	fat deposited along neck	fat padded around withers	positive crease along back	fat spongy over and between ribs	can't feel hip bones
5 Very fat	bulging fat	bulging fat	deep positive crease	pockets of fat	pockets of fat

0=0 points, 1 = 5 pts, 2 = 10 pts, 3 = 15 pts, 4= 12 pts, 5 =10 pts

Things to turn in Check List
Challengeapplications@bluebonnetequine.org

<u>Item</u>	<u>Due Date</u>	<u>Done</u>
1. Application form and Pictures (if needed) sent in	June 1st	
2. Membership fee paid (Waived for Pros)	June 1st	
3. Training Challenge Fee paid	June 1st	
4. Notified Challenge Coordinator Horse is picked up (48hrs)	(up to 25pts Overall)	
5. Pre-Evaluation Due (up to -10pts overall if late)	June 30	
6. Cover and Profile pictures emailed to Coordinator for Facebook	June 30	
7. Trainer Bio sent and on Facebook (-5pts on Facebook points)	June 30	
8. Horse bio (of what you know) on Facebook (-5pts on Facebook points)	June 30	
9. Last Day to turn in Pre-Evaluation Sheet. (-25pt overall if not turned in)	July 5th	
10. Last Day to Complete Youth Scholarship Application	July 18	
11. Submit Basic Skill test on Facebook (-105pts basic skill test)	July 1- Aug 31	
12. Medical information sent (Vaccines, Coggins, & Dental)	August 29	
13. Training adoptions must be complete. Contract and adoption fee.	August 29	
14. Nominations for Rookie of the Year Due	September 5	
15. Post Training evaluation summary due. (-30 pts overall if late)	September 5	
16. Last Day to turn in Post Training evaluation. (-50pts overall if not turned in)	September 12	
17. Submitted request for Assistance with Freestyle and waivers due	September 12	
18. Submit request for a possible Division change. These are only allowed for medical reasons.	September 15	
19. Submit request for a specific bit (not listed on the can use list).	September 15	
20. Music selection due	September 19	
21. Promoting your Pony Award information due.	September 26	
22. Training Challenge	October 4, 2025	
23. All reimbursements forms due or reimbursement may be denied.	December 15	

Items to bring on the Day of the Event

<u>Item</u>	<u>Done</u>
1. Training Challenge Horse	
2. Folder of all medical and Coggins records	
3. Water and Feed Bucket	
4. Feed for horse for Friday-Sunday	
5. Hay for Horse for Friday-Sunday	
6. Any medical and Supplements horse needs	
7. Halter	
8. Lead rope	
9. Saddle and saddle pad	
10. Bridle (make sure it is approved)	
11. Reins	
12. Grooming supplies	
13. Helmet (must if under 18 no matter division)	
14. Freestyle items (if you choose)	
15. Stall Decorations (if you choose)	
16. Horse/Rider Costume (if you choose)	

- We will provide water for buckets, stalls, shavings, and muck bucket/ rakes for clean-up.

Who do you contact throughout the Challenge?

Training Challenge, Facebook pages, Trainer's adopting challenge horse, and anything about challenge please contact Stacy Davis at challengeapplications@bluebonnetequine.org or 979-676-2817.

For Non-Emergency medical needs email Denise at Denisec@westandtalbert.com and CC Stacy Davis @ challengeapplications@bluebonnetequine.org with the issue, video and/or Picture for records.

For Emergency medical needs contact Denise at [979 777 0768](tel:9797770768) . When leaving a message please leave your name and your foster horse. Denise is a volunteer but is great at returning calls/texts. If after 15-20 minutes after reaching out and if there is no response to message, then contact Jennifer at [832 425 8129](tel:8324258129). If you do not receive pre-approval, you may not be reimbursed, or the amount may be deducted from your fostering stipend. If your challenge horse is being seen at a vet for anything other than routine (vaccines, Dental, and Coggins), the vet must either talk to Denise or send notes and x-rays to her email to receive your reimbursement. Bluebonnets name

Reimbursements- Email a receipt and form to Denise at Denisec@westandtalbert.com. She will need both to process and email you a reimbursement check. Please turn these in as you receive them.

If a friend, family member, or other party is interested in adopting, they need to contact the adoption Counselor at adoptioncounselor@bluebonnetequine.org.